

Lecture 24

File uploading in PHP

Mr. Mubashir Ali

Lecturer (Dept. of Computer Science)

dr.mubashirali1@gmail.com

Summary of the previous lecture

- **Creating database in MySQL using WAMP**
- **Connecting PHP with MySQL**
- **Inserting data in database**
- **CONNECTIONS: user registration**

Outline

- **FILES super global variable**
- **File uploading in PHP**
- **Storing reference of uploaded file in database**
- **User registration in CONNECTIONS web application with file upload**

1. **\$_FILES**: super-global variable

- **\$_FILES**: contains any item uploaded to the server when the post method is used
- an **array** type variable
- Created **automatically**
- Can be accessed on other **pages**

1. \$_FILES: super-global variable...

- **Keeps information about**
 - **Name**
 - **Size**
 - **Type**
 - **Tmp_name**

1. \$_FILES: super-global variable...

- FORM attributes required:
- Method should be **post**
- Enctype should be **multipart/form-data**
- **<form enctype="multipart/form-data" method="post" action="upload.php">**

1. \$_FILES: super-global variable...

```
<body>
<form method="post"
  enctype="multipart/form-data"
  action="action.php">
  <input type="text" name="name">
  <input type="file" name="pic">
  <input type="submit">
</form></body>
```

File type

name

Asad

Choose File Mypci.jpg

submit

\$_POST →

name
Asad

\$_FILES →

[name] =>file name [type] =>file type [size] =>file size [tmp_name] =>tmp name
pic

1. `$_FILES`: super-global variable...

- **Accessing file information**
 - `$_FILES['input-field name']['name'];`
 - `$_FILES['pic']['name'];`
 - `$_FILES['input-field name']['type'];`
 - `$_FILES['pic']['type'];`
 - `$_FILES['input-field name']['size'];`
 - `$_FILES['pic']['size'];`

1. \$_FILES: super-global variable...

enctype

method

```
9 <form id="form1" name="form1" enctype="multipart/form-data" method="post" action="fileaction.php">
```

```
10 <label>
```

```
11 <input type="file" name="pic" />
```

```
12 </label>
```

Input field

```
13 <label>
```

```
14 <input type="submit" name="Submit" value="Submit" />
```

```
15 </label>
```

Submit button

```
16 </form>
```

1. \$_FILES: super-global variable...

```
1 <?php
2 print_r($_FILES['pic']);
3 echo "<br>";
4 echo $_FILES['pic']['name']."<br>";
5 echo $_FILES['pic']['type']."<br>";
6 echo $_FILES['pic']['size']."<br>";
7 echo $_FILES['pic']['tmp_name']."<br>";
8 ?>
```

Display files array

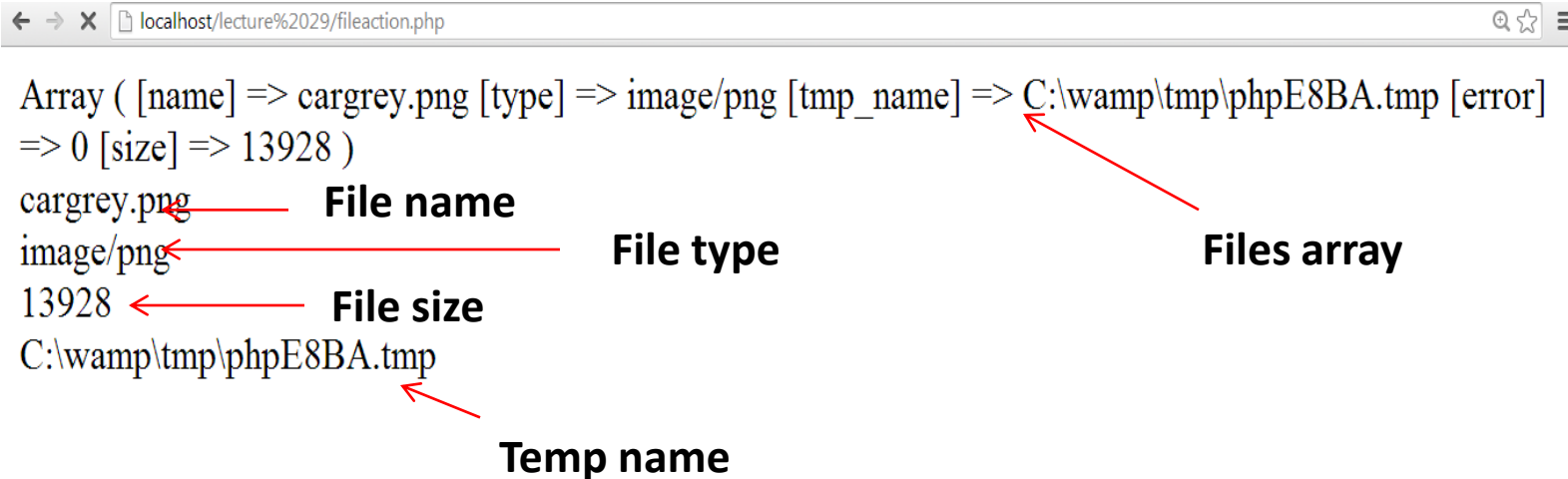
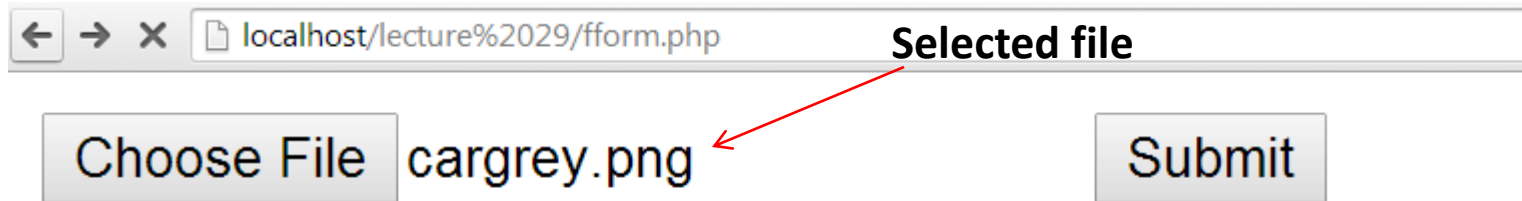
File name

File type

File size

tmp name

1. \$_FILES: super-global variable...



2. Uploading file

- `move_uploaded_file()`:
- **bool** `move_uploaded_file (string $filename , string $destination);`
- This function checks to ensure that the file designated by filename is a valid upload file (meaning that it was uploaded via PHP's HTTP POST upload mechanism)
- If the file is valid, it will be moved to the filename given by destination

2. Uploading file...

- `basename()`:
- returns the filename from a **path**

Example:

```
<?PHP
```

```
echo
```

```
basename("/home/httpd/html/index.php");
```

```
?>
```

```
returns index.php
```

2. Uploading file...

- **File upload steps:**
 - Identify the **file** to be uploaded
 - **tmp_name** is used
 - Define **destination**
 - **Location + file name**
 - **Upload** the file

2. Uploading file...

```
1 <?php
2 $filename=$_FILES['pic']['name'];
3 $tmpname=$_FILES['pic']['tmp_name'];
4 $destination="uploads/".$filename;
5 move_uploaded_file($tmpname,$destination);
6 ?>
```

File name

File tmp name

Folder + filename

File uploaded

2. Uploading file...

- **Restricting Users:**
 - **Size restriction**
 - **Type restriction**
 - **File rename**

2. Uploading file...

```
1 <?php
2 $filename = $_FILES['pic']['name'];
3 $size = $_FILES['pic']['size'];
4 $type = $_FILES['pic']['type'];
5 $tmpname = $_FILES['pic']['tmp name'];
6 echo $destination="uploads/".rand().$filename;
7 if($size<100000 AND $type=='image/jpeg')
8 move_uploaded_file($tmpname,$destination);
9 else
10 echo "Invalid File";
11 ?>
```

Retrieving file attributes

File rename

Size and type

File uploaded

3. Storing reference to database

User <u>Registration</u> Form	
Name	<input type="text"/>
Email	<input type="text"/>
Password	<input type="text"/>
Your Picture	<input type="button" value="Choose File"/> No file chosen
<input type="button" value="Register"/>	

Method is post

Enctype="multipart/form-data"

name

email

password

picture

3. Storing reference to database...

```
1 <?php
2 $name      = $_POST['name'];
3 $email     = $_POST['email'];
4 $password  = $_POST['password'];
5 $filename  = $_FILES['picture']['name'];
6 $size      = $_FILES['picture']['size'];
7 $type      = $_FILES['picture']['type'];
8 $tmpname   = $_FILES['picture']['tmp_name'];
9 $destination= "uploads/".rand().$filename;
10 if($size<200000 AND $type=='image/jpeg')
11 move_uploaded_file($tmpname,$destination);
```

3. Storing reference to database...

```
12 include("connection.php");
```

DB connection

```
13 $sql="INSERT INTO `testdatabase`.`users`  
(`user_Name`, `user_Email`, `user_Password`,  
`user_Picture`)
```

Insert
query

```
14 VALUES ('$name', '$email', '$password',  
'$destination');" ;
```

```
15 mysql_query($sql);
```

Executing query

```
16 header("location:form.php?msg=Recod is added");
```

```
17 ?>
```

redirection

3. Storing reference to database...

localhost/lecture%2029/form.php

User <u>Registration</u> Form	
Name	<input type="text" value="umar"/>
Email	<input type="text" value="umar@yahoo.com"/>
Password	<input type="text" value="123"/>
Your Picture	<input type="button" value="Choose File"/> umar.jpg
<input type="button" value="Register"/>	

3. Storing reference to database...

Showing rows 0 - 0 (~1 total), Query took 0.0070 sec

```
SELECT *  
FROM `users`  
LIMIT 0, 30
```

Record is added

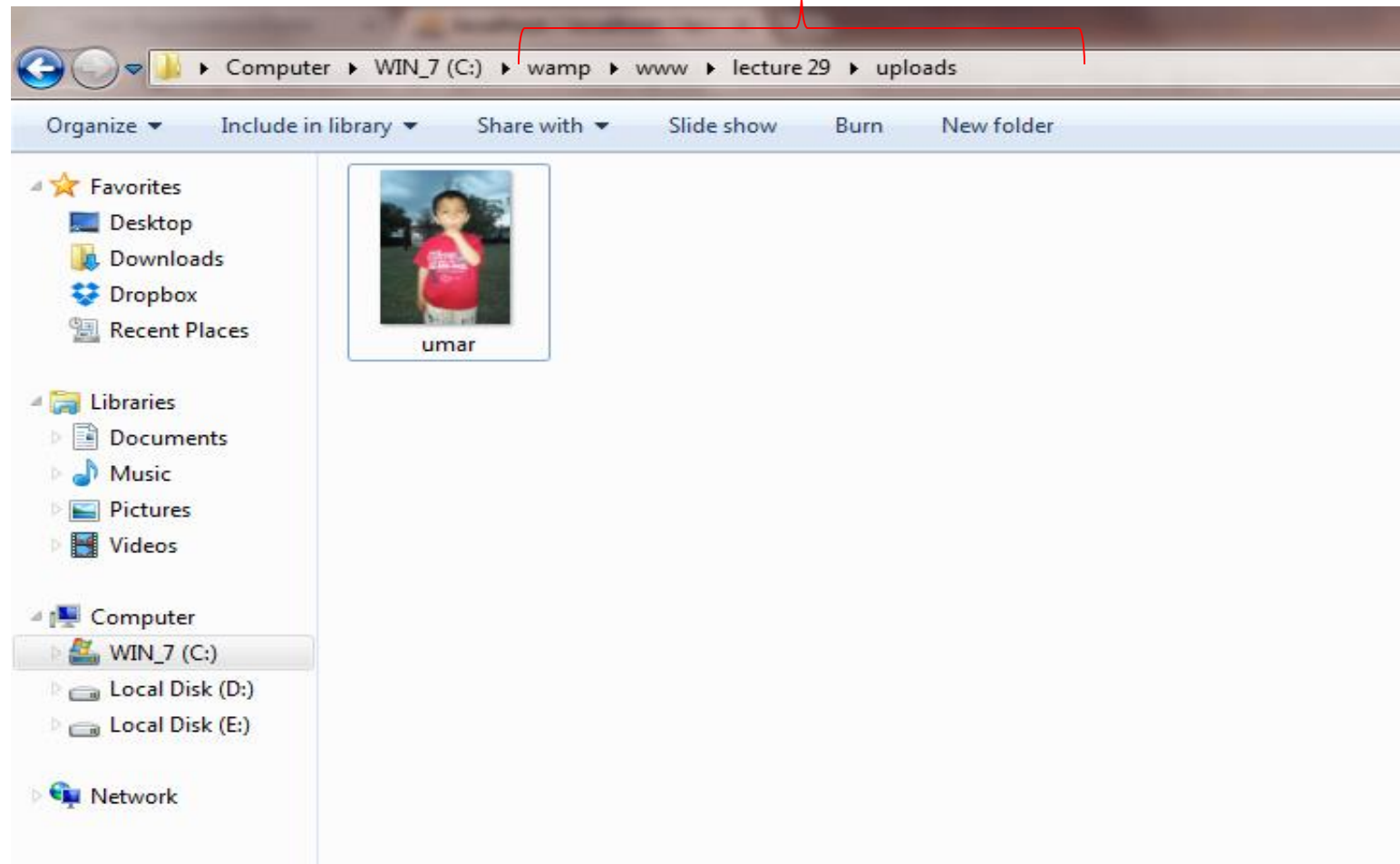
Show : Start row: 0 Number of rows: 30 Headers every 100 rows

	user_id	user_Name	user_Email	user_Password	user_Picture
<input type="checkbox"/> Edit <input type="checkbox"/> Copy <input type="checkbox"/> Delete	16	umar	umar@yahoo.com	123	uploads/18652umar.jpg

With selected: Check All Change Delete Export

Show : Start row: 0 Number of rows: 30 Headers every 100 rows

3. Storing reference to database...



4. CONNECTIONS: registration action

The screenshot shows a web browser window with the address bar displaying 'localhost/CONNECTIONS/'. The page features a dark red header with the text 'CONNECTIONS Get Connected'. Below the header, there are two main sections: 'User Login' and 'User Registration'. The 'User Registration' form includes fields for 'Your Full Name', 'Your Email Address', 'Your Password', and 'Your Picture'. A 'Choose File' button is next to the 'Your Picture' field, and a 'Register' button is at the bottom of the form. Red arrows point from text labels on the right to the corresponding form fields: 'post name' points to the 'Your Full Name' field, 'email' points to the 'Your Email Address' field, 'password' points to the 'Your Password' field, and 'pic' points to the 'Choose File' button. A copyright notice '© all rights reserved' is visible at the bottom of the page.

CONNECTIONS
Get Connected

User Login

Your ID

Your Password

Login

User Registration

Your Full Name:

Your Email Address:

Your Password:

Your Picture: No file chosen

pic

post name

email

password

Register

© all rights reserved

4. CONNECTIONS: registration action...

```
1 <?php
2 $name = $_POST['name'];
3 $email = $_POST['email'];
4 $password = $_POST['password'];
5 $filename = $_FILES['pic']['name'];
6 $tmpname = $_FILES['pic']['tmp_name'];
```

Input is
retrieved

```
7 $destination= "uploads/".rand().$filename;
8 move_uploaded_file($tmpname,$destination);
```

File is
uploaded

```
9 include("connection.php");
```

DB connection

4. CONNECTIONS: registration action...

```
10 if(!preg_match("[a-zA-Z ]{3,25}$|", $name))
11 {
12 header("location:index.php?regmsg=Invalid Name");
13 exit();
14 }
15 if(!preg_match(
16 "[a-zA-Z0-9_.]�[a-z]{3,5}.[a-z]{3}$|", $email))
17 {
18 header("location:index.php?regmsg=Invalid Email");
19 exit();
20 }
```

**Input is
validated**

4. CONNECTIONS: registration action...

```
20 $sql="INSERT INTO `connections`.`users`  
   (`user_Name`, `user_Email`, `user_Password`,  
   `user_Piccture`) VALUES ('$name', '$email', '$password',  
   '$destination')";  
21 mysql_query($sql);  
22 header("location:index.php?regmsg=Recod is added")  
   ;  
23 ?>
```

Data is inserted

Summary

- **FILES super global variable**
- **File uploading in PHP**
- **Storing reference of uploaded file in database**
- **User registration in CONNECTIONS web application with file upload**

References

- **Chapter 30, “Beginning PHP and MySQL”** by W. Jason Gilmore, Apress publisher, 4th edition; 2010, ISBN-13 (electronic): 978-1-4302-3115-8.