

# Lecture 12

## CSS Properties

**Mr. Mubashir Ali**

**Lecturer (Dept. of Computer Science)**

[dr.mubashirali1@gmail.com](mailto:dr.mubashirali1@gmail.com)

# Summary of the previous lecture

- **CSS basics**
- **CSS writing option**
- **CSS rules**
- **Id,s and Classes**

# Outline

- **Font properties**
- **Controlling text with CSS**
- **Styling links**
- **Styling background**
- **Styling tables**

# 1. CSS properties

- **CSS works** by allowing you to associate rules with the elements that appear in a web page
- These rules **govern** how the content of those elements should be **rendered**

# 1. CSS properties...

- A rule consists of
  - **A selector:** element or elements the declaration applies to
  - **Declaration:** how the elements referred to in the selector should be styled
    - **property:** which is the property of the selected element
    - **value:** which is a specification for this property

selector                      declaration

|                                      |

**H1** {color: blue;}

                                    |                                      |

                                    property                                      value

# 1. CSS properties...

- To **control** the presentation of an element, you need to know the **corresponding properties**
- Properties with **related functionalities** are grouped together
  - Example:
    - Properties to control the **presentation of text**

## 2. Font properties

- Several properties allow you to control the **appearance of text** in your documents
- These properties directly affect the **font and its appearance**

## 2. Font properties...

- **Common font properties:**
  - **font-family**
  - **font-size**
  - **font-weight**
  - **font-style**
  - **font-variant**



## 2. Font properties...

- **font-family:**
  - Specifies the **typeface or family** of font that should be used
- **Common values:**
  - Arial, Courier/Courier New, Georgia, Times/Times New Roman and Verdana
- **Example:**
  - **H1{font-family:arial}**

## 2. Font properties...

- **font-size:**
  - Specifies the size of a font
- **Common values:**
  - **In pixels** (12px,20px etc.)
  - **Absolut size** (small, medium, lage, x-large etc.)
- **Example:**
  - **H1{font-size:20px}**

## 2. Font properties...

- **font-weight:**
  - Specifies whether the font should be **bold** or **normal**
- **Common values:**
  - **Normal, bold, bolder, lighter**
  - **100, 200, 300, 400, 500, 600, 700, 800, 900**
  - **Example:**
  - **H1{font-weight:bold}**

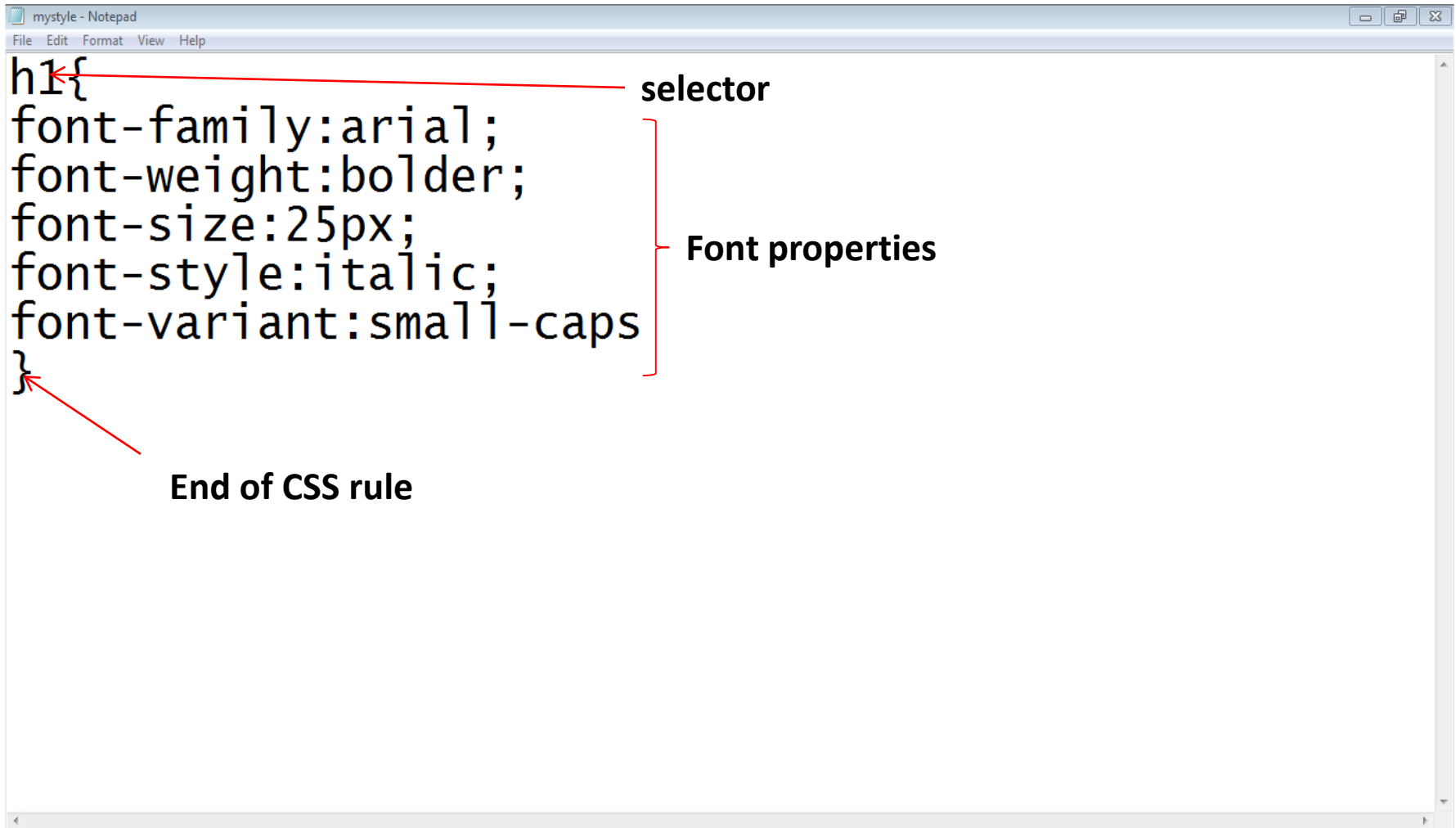
## 2. Font properties...

- **font-style:**
  - Specifies whether the font should be **normal**, **italic** or **oblique**
- **Common values:**
  - **Normal, italic, oblique**
  - **Example:**
  - **H1{font-style:italic}**

## 2. Font properties...

- **font-variant:**
  - Specifies whether the font should be **normal** or **small-caps** (smaller version of upper case)
- **Common values:**
  - **Normal, small-caps**
  - **Example:**
  - **H1{font-variant:small-caps}**

# 2. Font properties...



The image shows a Notepad window titled 'mystyle - Notepad' with a menu bar (File, Edit, Format, View, Help). The text content is a CSS rule for the 'h1' selector. Red arrows and a bracket are used to label parts of the code: 'selector' points to 'h1{', 'Font properties' points to the list of properties, and 'End of CSS rule' points to the closing brace '}'.

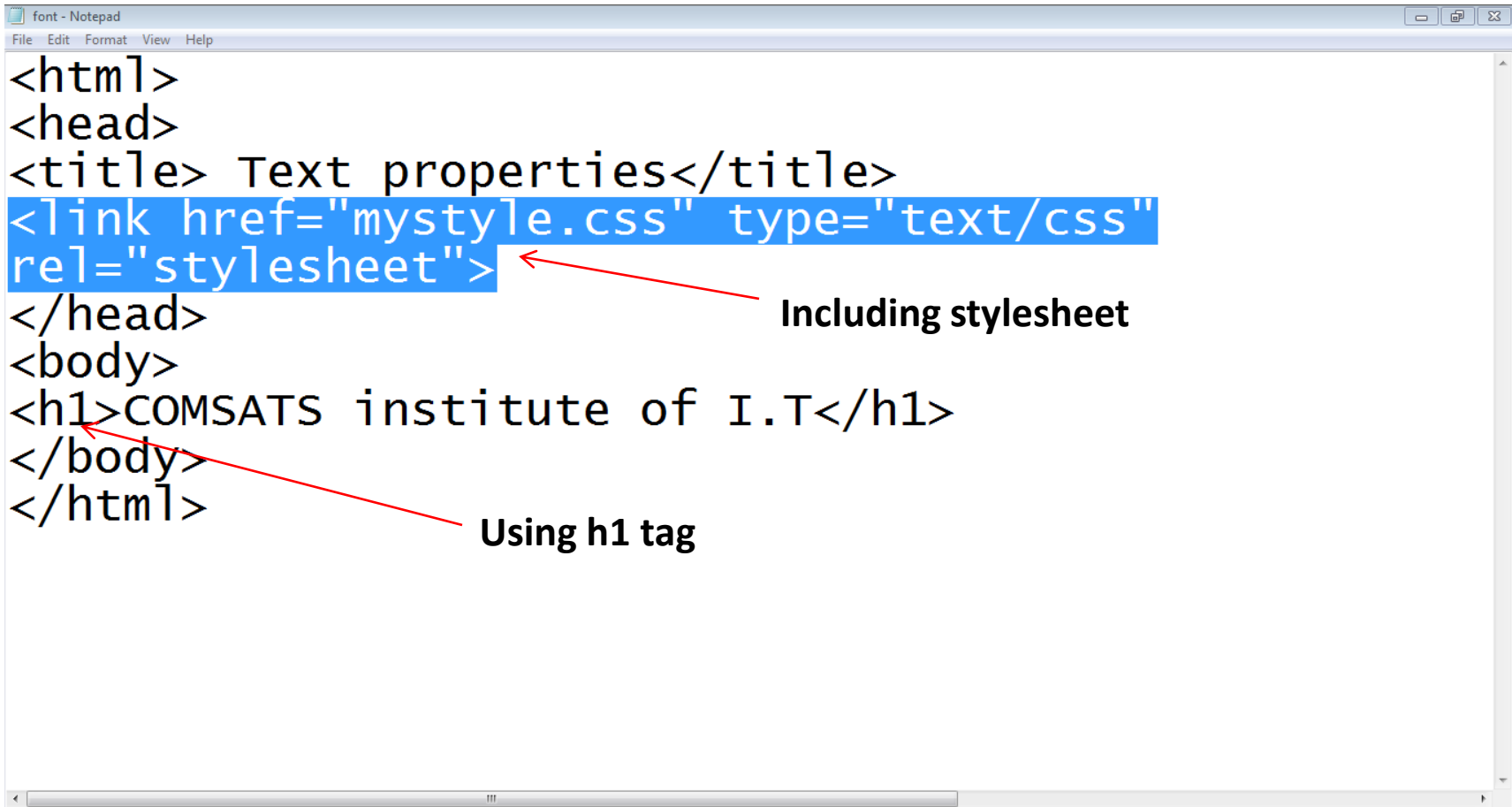
```
h1{  
font-family:arial;  
font-weight:bold;  
font-size:25px;  
font-style:italic;  
font-variant:small-caps  
}
```

**selector**

**Font properties**

**End of CSS rule**

# 2. Font properties...

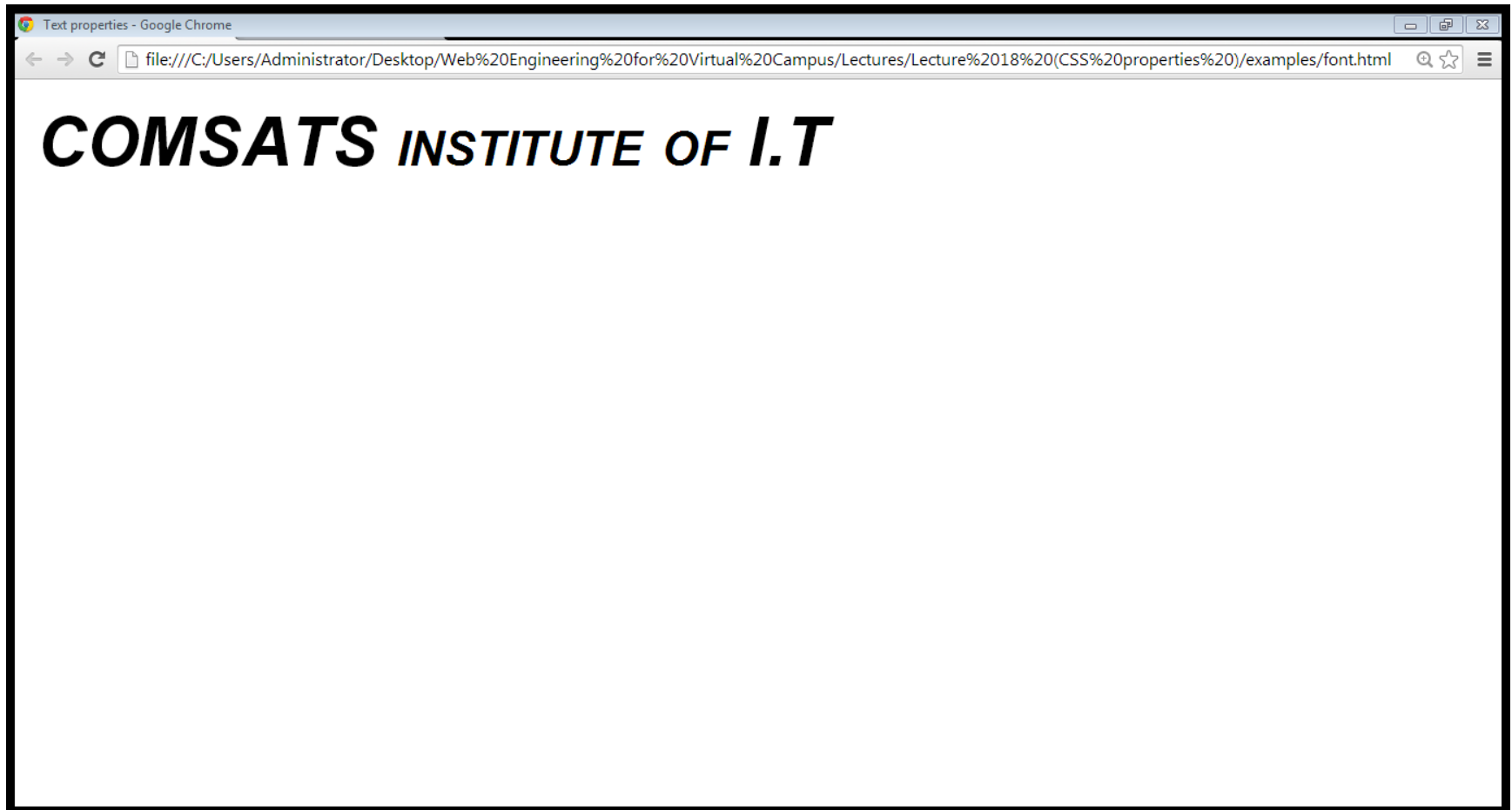


```
font - Notepad
File Edit Format View Help
<html>
<head>
<title> Text properties</title>
<link href="mystyle.css" type="text/css"
rel="stylesheet">
</head>
<body>
<h1>COMSATS institute of I.T</h1>
</body>
</html>
```

Including stylesheet

Using h1 tag

## 2. Font properties...





# 3. Text properties

- **color**
- **text-align**
- **vertical-align**
- **text-decoration**
- **text-transform**
- **word-spacing**
- **letter-spacing**

# 3. Text properties

- **color:**
  - specifies the **color** of the text
  - **P{color : green}**
- **text-align:**
  - **horizontal** alignment of the text
  - **Left, right, center or justify**
- **vertical-align:**
  - **Vertical** alignment of the text
  - **Sub, super, top, middle, bottom**

# 3. Text properties

- **text-decoration:**
  - specifies the whether the text should be **underline, overline, line-through** or **blinking**
- **text-transform:**
  - text should be **lowercase, uppercase** or **capitalized**
- **letter-spacing:**
  - Specifies the space between letters
  - **H1{letter-spacing:3px}**

# 3. Text properties

- **word-spacing:**
  - Specifies the space between **words**
  - **H1{word-spacing:4px}**

# 3. Text properties

```
mystyle - Notepad
File Edit Format View Help
h1{
font-family:arial;
font-size:36px;
}
h1.title{
color:orange;
text-transform:uppercase;
text-align:center;
letter-spacing:5px;
}
h1.bodytext{
color:purple;
text-transform:capitalize;
text-decoration:underline;
}
```

**Basic properties**

**Class declaration**

**Class properties**

**Second class properties**

# 3. Text properties

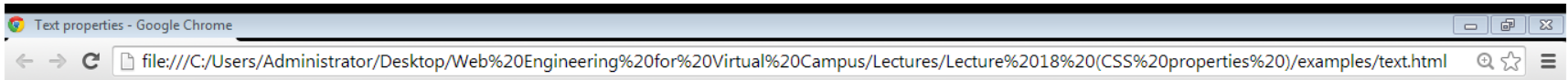
```
text - Notepad
File Edit Format View Help
<html>
<head>
<title> Text properties</title>
<link href="mystyle.css" type="text/css"
rel="stylesheet">
</head>
<body>
<h1 class="title">COMSATS institute of I.T</h1>
<hr size="5" color="lightblue">
<h1 class="bodytext">introduction:</h1>
</body>
</html>
```

**Title class**

**Horizontal line**

**Bodytext class**

# 3. Text properties



COMSATS INSTITUTE OF I.T

---

Introduction:

# 3. Styling Links

- **color :**
  - Changes the **color** of the links
- **background-color :**
  - **Highlights** the link, as if it had been highlighted with a highlighter pen
- **text-decoration :**
  - **Underline, strike through, over-line, blink**



# 3. Styling links...

- Pseudo-classes of links:
- Link:
  - Styles for **links** in general
- Visited:
  - Styles the links which are **already visited**
- Hover:
  - Styles when some on **hovering** over a link
- Active:
  - Styles the links when a links is **being clicked**

# 3. Styling links...

```
mystyle - Notepad
File Edit Format View Help
a{
font-family:calibri;
font-size:16px;
text-decoration:none;
}
a:link{
color:red;
}
a:visited{
color:yellow;
}
a:hover
{
background-color:gray;
text-decoration:underline;
}
```

**a tag style**

**Link settings**

**Visited settings**

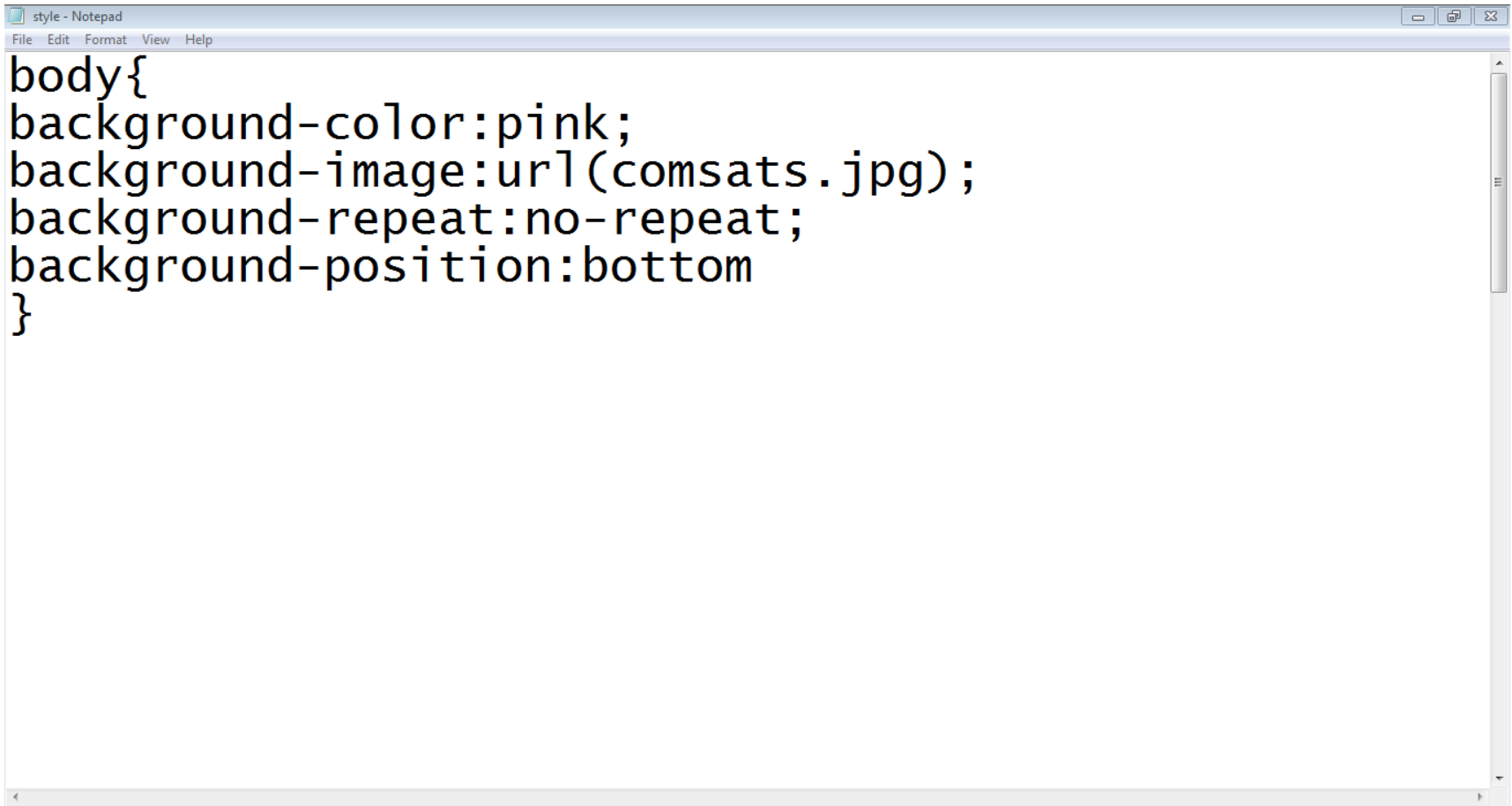
**Hover settings**



# 4. Styling Background

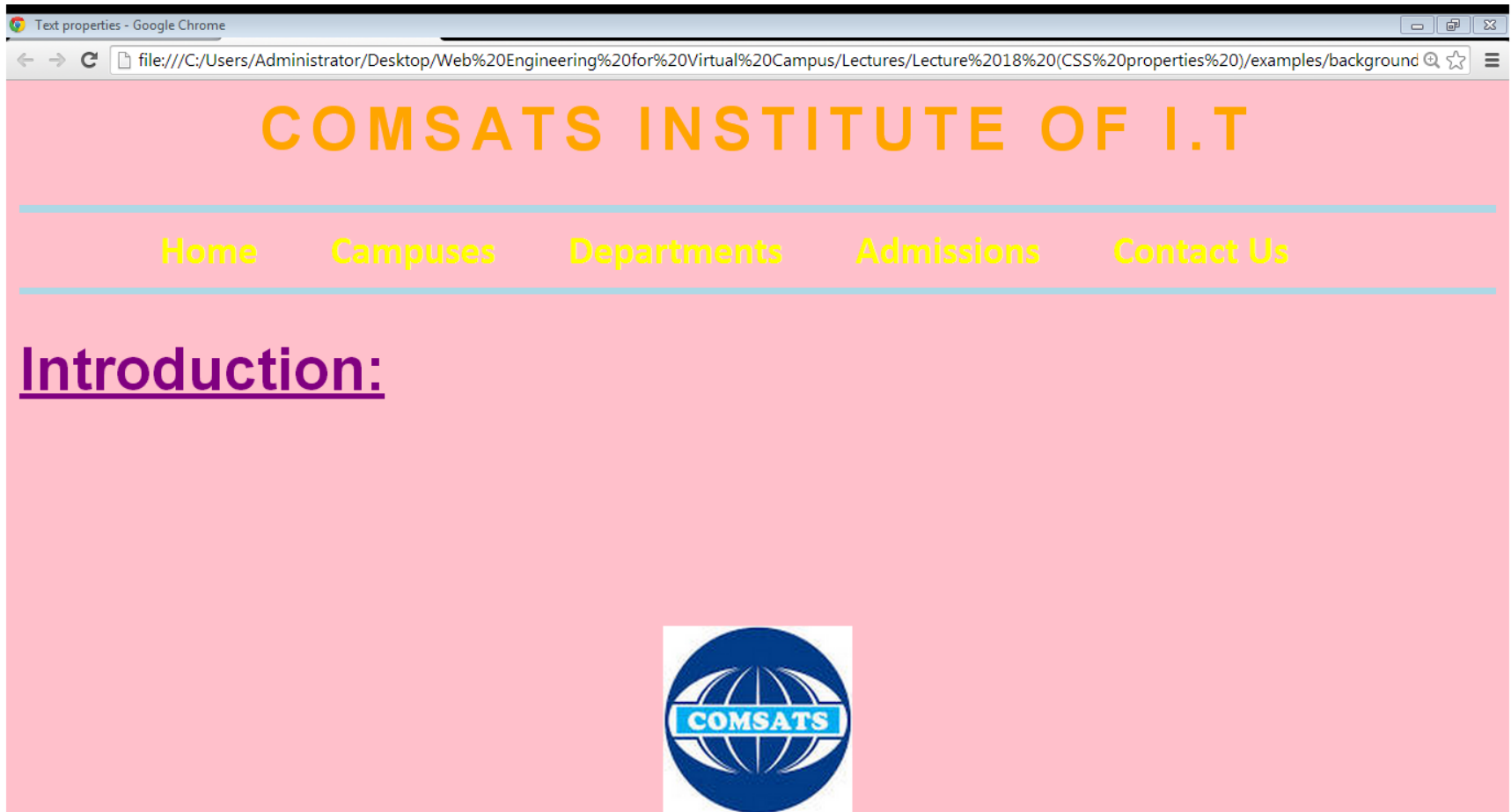
- **background-color:**
  - Specifies the **background color**
- **background-image:**
  - Specifies the **background image**
- **background-repeat:**
  - Specifies whether the image should **repeat or not**
- **background-position:**
  - Where an image should be **positioned**

# 4. Styling Background...

A screenshot of a Notepad window titled "style - Notepad". The window has a menu bar with "File", "Edit", "Format", "View", and "Help". The main text area contains the following CSS code:

```
body{
background-color:pink;
background-image:url(comsats.jpg);
background-repeat:no-repeat;
background-position:bottom
}
```

# 4. Styling Background...



# 5. Styling tables

- **text and font**
- **vertical – align**
- **width**
- **height**
- **background - color**
- **background - image**

# 5. Styling tables

- **border:**
  - **border-style (solid, dashed, dotted, double etc.)**
  - **border-color**
  - **border-bottom (solid, dashed, dotted, double etc.)**
- **padding**
  - **Padding-left**
  - **Padding-right**
  - **Padding-top**
  - **padding-bottom**



# 5. Styling tables...

```
style - Notepad
File Edit Format View Help
table{
border-style:dashed;
border=3px;
width:300px;
}
th{
font-family:calibri;
background-color:gray;
}
td{
background-color:lightblue;
vertical-align:top;
}
tr{
height:50px;}

```

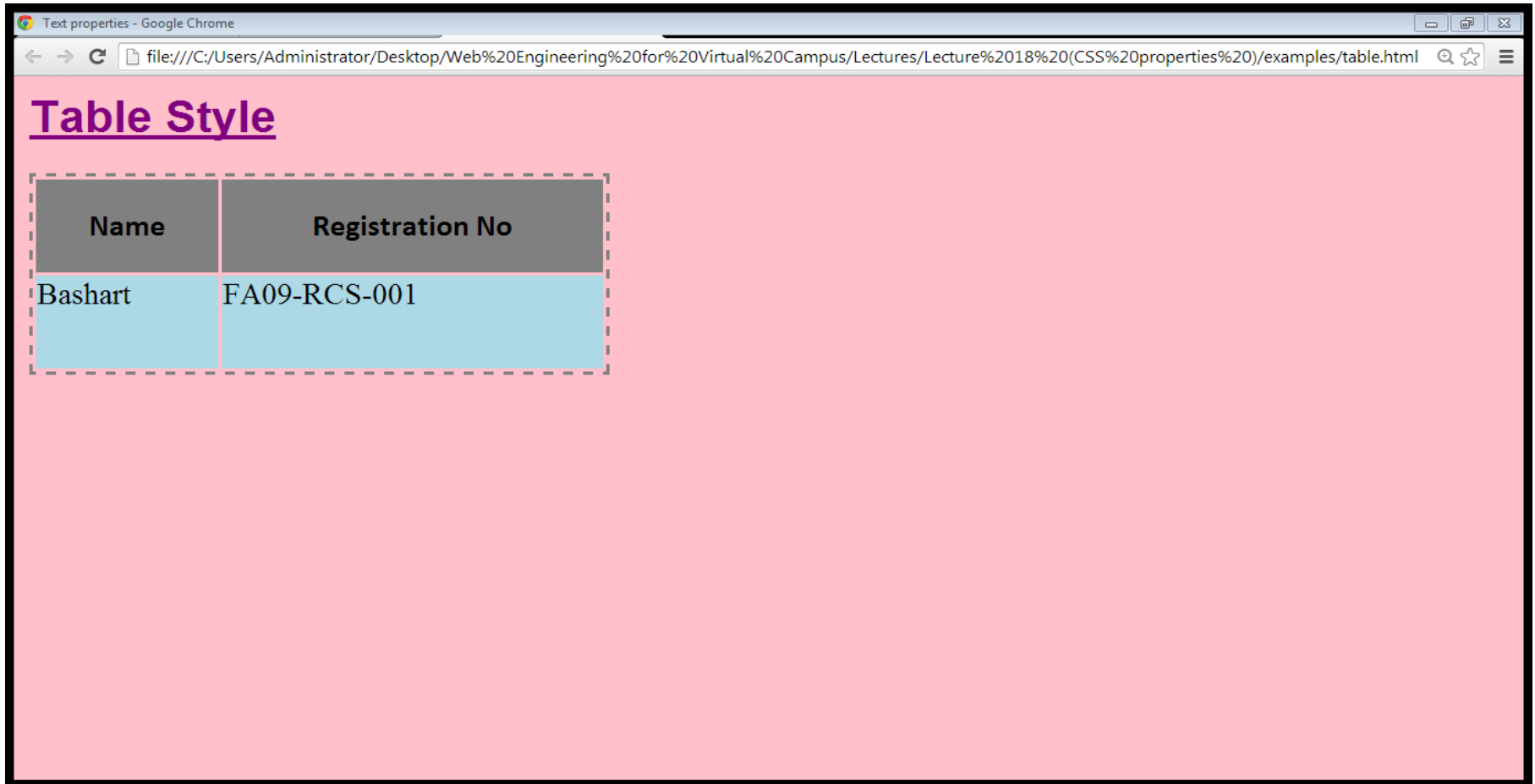
**Table settings**

**Th settings**

**Td settings**

**Tr settings**

# 5. Styling tables...



Text properties - Google Chrome

file:///C:/Users/Administrator/Desktop/Web%20Engineering%20for%20Virtual%20Campus/Lectures/Lecture%2018%20(CSS%20properties%20)/examples/table.html

## Table Style

Name	Registration No
Bashart	FA09-RCS-001

# Summary

- **Font properties**
- **Controlling text with CSS**
- **Styling links**
- **Styling background**
- **Styling tables**

# References

- **Chapter 7,8.** Beginning HTML, XHTML,CSS, and JavaScript, by Jon Duckett, Wiley Publishing; 2009, ISBN: 978-0-470-54070-1.